

# Chester High in Review

Gloria Grantham, Ph.D.  
September 23, 2005

---

---

---

---

---

---

---

---

## Teacher Attendance 2004 ~ 2005

- Average days absent per teacher 13.9893
- Cost to district for substitutes \$523,200.00
- FTE (teacher) 8.05
- 

---

---

---

---

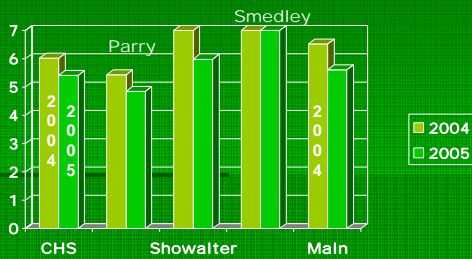
---

---

---

---

## Teacher Attendance First Marking Period 2004 ~ 2005



District Average 97%

---

---

---

---

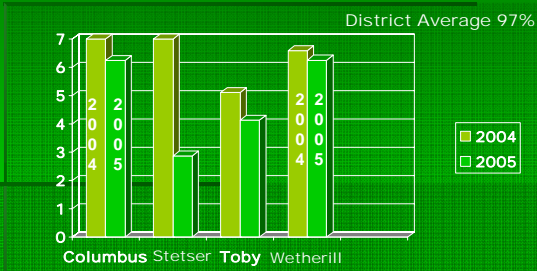
---

---

---

---

## Teacher Attendance First Marking Period 2005




---

---

---

---

---

---

---

---

---

---

## Teacher Attendance % Rate and Substitute Cost First Marking Period 2005

▪ Chester High: 94.59%	▪ Sub Cost: \$21,960
▪ Parry: 95.16	▪ Sub Cost: 3,555
▪ Showalter: 94.01	▪ Sub Cost: 6,210
▪ Smedley: 89.24	▪ Sub Cost: 8,370
▪ Main: 94.39	▪ Sub Cost: 5,085
▪ Columbus: 93.77	▪ Sub Cost: 12,384
▪ Stetser: 97.14	▪ Sub Cost: 1,485
▪ Toby: 95.86	▪ Sub Cost: 6,255
▪ Wetherill: 93.75	▪ Sub Cost: 2,970
	▪ Total \$68,274

---

---

---

---

---

---

---

---

---

---

## Teacher Attendance % Rate and Substitute Cost First Marking Period 2004

▪ Chester High: 94.59%	▪ Sub Cost: \$21,960
▪ Parry: 95.16	▪ Sub Cost: 3,555
▪ Showalter: 94.01	▪ Sub Cost: 6,210
▪ Smedley: 89.24	▪ Sub Cost: 8,370
▪ Main: 94.39	▪ Sub Cost: 5,085
▪ Columbus: 93.77	▪ Sub Cost: 12,384
▪ Stetser: 97.14	▪ Sub Cost: 1,485
▪ Toby: 95.86	▪ Sub Cost: 6,255
▪ Wetherill: 93.75	▪ Sub Cost: 2,970
	▪ Total \$68,274

---

---

---

---

---

---

---

---

---

---

## Teacher Attendance Total # of Days Absent First Marking Period 2005

- Number Days in School 721
- CUSD Average Absences during 1<sup>ST</sup> marking period 3%

---

---

---

---

---

---

---

---

---

---

## Percent of D and F Grades 2004 ~ 2005

Marking Period	Percent
▪ 1 <sup>st</sup>	47.00%
▪ 2 <sup>nd</sup>	44.60%
▪ 3 <sup>rd</sup>	38.10%
▪ 4 <sup>th</sup>	38.50%

---

---

---

---

---

---

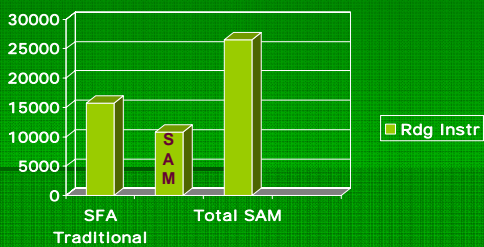
---

---

---

---

## Reading Instruction Comparison SFA vs. SAM




---

---

---

---

---

---

---

---

---

---

### # of Students with D or F (at least 1)

#### ▪ Middle Schools

▪ Smedley	93	25%
▪ Parry	70	24%
▪ Main St.	24	20%
▪ Showalter	167	33%

---

---

---

---

---

---

---

---

### 8<sup>th</sup> (9<sup>th</sup>) Grade Grade Profile

A	7.89%
B	26.97%
C	30.26%
D	29.61%
F	4.61%
W	0.66%

---

---

---

---

---

---

---

---

### 9<sup>th</sup> (10<sup>th</sup>) Grade Grade Profile

▪ A	4.76%
▪ B	10.48%
▪ C	43.81%
▪ D	18.10%
▪ F	19.05%
▪ W	.95%
▪ M	2.86% (missing grades)

---

---

---

---

---

---

---

---

## Out of School Suspensions CHS

Tardiness	61	5%
▪ Dress Code	35	2.80%
▪ Class Cutting	338	27.10%
▪ Disruptive	447	35.9%
▪ Obscene Lang	87	7%
▪ Abusive Lang	76	6.1%
▪ Nuisance Device	17	1.4%
▪ Minor Fighting	76	6.1%

---

---

---

---

---

---

---

---

## Special Education CHS

▪ Specific Learning Disability	266
▪ Emotionally Disturbed	34
▪ Speech Impaired	5
▪ Mentally Retarded	13

---

---

---

---

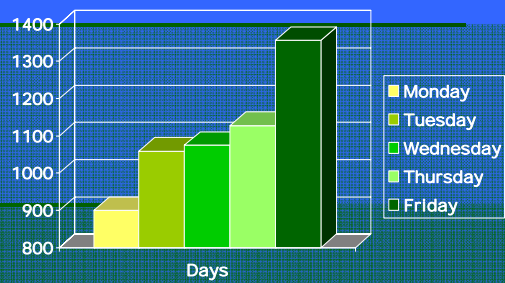
---

---

---

---

## Attendance by Day of the Week




---

---

---

---

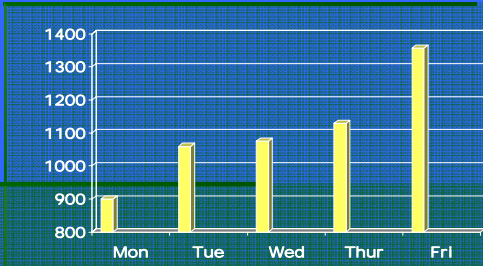
---

---

---

---

Attendance by Day of the Week



---

---

---

---

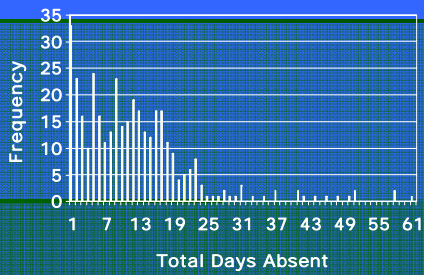
---

---

---

---

Frequency of Days Absent



---

---

---

---

---

---

---

---